



ALTA MAX LLC

# TOTE SEAL

## Designed Specifically for Totes



The Tote Seal is a fixed-length security seal designed specifically to secure tote boxes used to transport merchandise from one location to another. Because totes require two seals to be properly secured, the Tote Seal is always manufactured in “twin” sets with identical numbers.

### Features:

- Durable, all plastic, one-piece construction.
- Patented, tamper-resistant locking mechanism and design.
- Thin, flat sealing strap designed to fit most totes; available in 2 lengths.
- Identically numbered and hot stamped with a company name or logo.

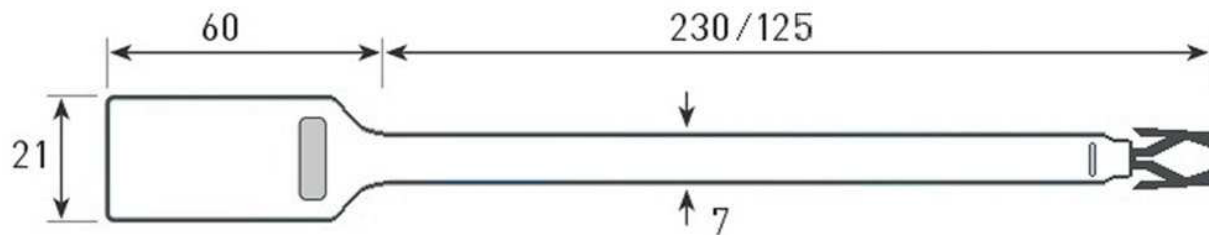
### Applications:

- Tote Boxes

Seals shown not actual size.



- In-flight Service Carts
- Storage Equipment
- Trailers w/multiple doors



All Dimensions are in mm.

Materials: Polypropylene

Overall length: 5" and 7"  
.25"

Operational length:  
seals per carton  
7" seal: 4.965"  
1,000 seals per carton  
11" seal: 9.087"

Diameter when locked:  
carton  
7" seal: 1"  
per carton  
11" seal: 1.5625"

Hot Stamped Printing:  
Numbering: 8 digits  
Name/Logo: 1" x

Packing: 7" seal: 1,000  
11" seal:

Gross Weight:  
7" seal: 8 lbs. per  
11" seal: 10 lbs.

Box Dimensions:

Breakstrength:  
17.7"

44 lbs.

12.2" x 17.7"

7" seal: 9.4" x 8.3" x

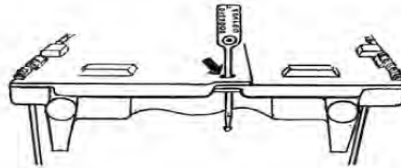
11" seal: 9.4" x

---

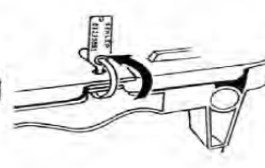
### Apply and Remove



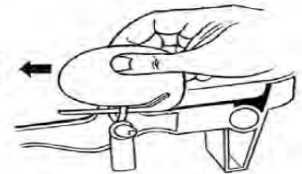
1. Twist and pull apart the two seals as shown.



2. Insert sealing strap through TOP of holes on both ends of tote box.



3. Bend around edge of tote lid and insert tip into locking barrel. Push in firmly until seal "clicks". Tug to insure proper engagement.



4. To remove seals, use a safety blade (as shown) or scissors.